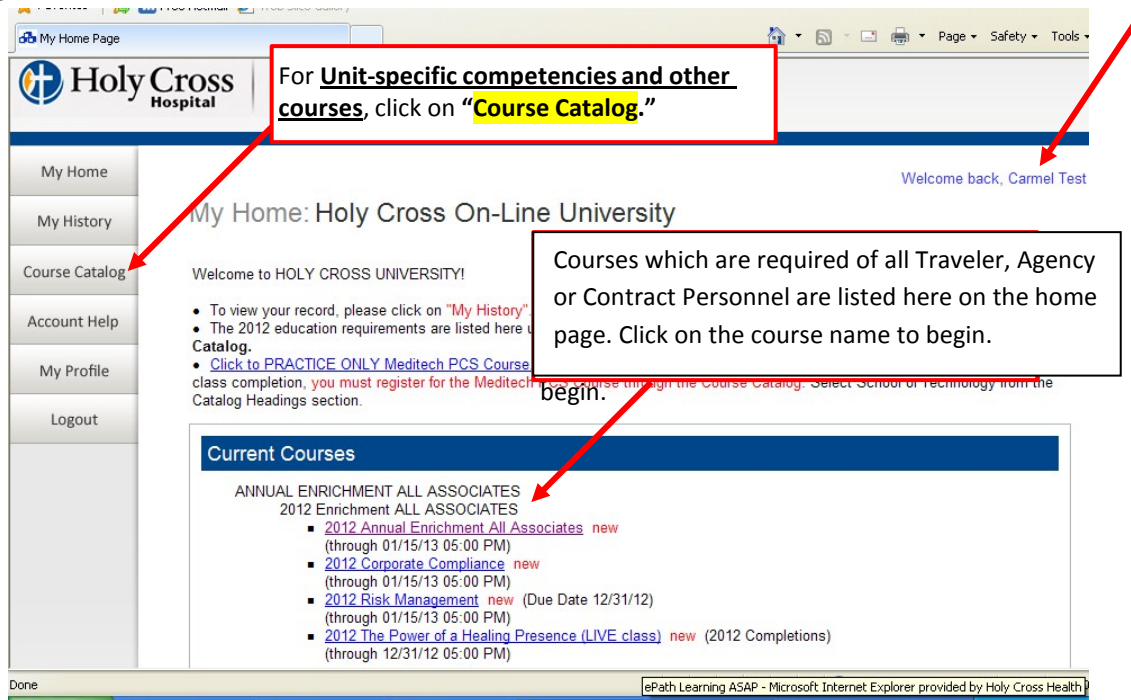


## Instructions for Navigating through EPath

1. From the Internet, go to [www.holycrossuniv.com](http://www.holycrossuniv.com)
  - Click on the “EPATH” tab.
2. Click on “EPATH LOGIN” button
3. Enter your **Learner ID** and **Password**
  - Your Learner ID and Password are provided to you by your manager/coordinator
4. Once logged in, **My Home** page opens.
  - Make sure **your name** appears at the top of the page.
- 5.



The screenshot shows the 'My Home' page of Holy Cross On-Line University. A red box highlights the 'Course Catalog' link in the left sidebar, with an annotation: "For **Unit-specific competencies and other courses**, click on **Course Catalog.**". Another red box highlights the 'Current Courses' section, with an annotation: "Courses which are required of all Traveler, Agency or Contract Personnel are listed here on the home page. Click on the course name to begin." The 'Current Courses' section lists several courses, including '2012 Annual Enrichment All Associates' and '2012 Corporate Compliance'.

6.

2012 Annual Enrichment: All Associates

Holy Cross Hospital | HOLY CROSS UNIVERSITY  
Committed to Lifelong Learning...

Course Home | Index | My Home | Logout

**2012 Annual Enrichment All Associates**

Progress: 6 of 6 viewed (0%)  
Completion: 0%  
Course Access: from 07/25/12 08:00 AM EST until 07/15/13 05:00 PM EST

**Click arrow button expand the lessons.**

**Click arrow button to begin course.**

- 2012 Annual Enrichment
- 2012 Annual Enrichment Post Test
- 2012 Annual Enrichment
- Chapter 1
- Knowledge Check 1
- Chapter 2
- Knowledge Check 2

Windows taskbar: start, 2011, Inbox - Mic..., E-Learning ..., ePath Learn..., 2012 Annual..., 2 Microsoft..., 100%

7. If you clicked on **Course Catalog** to access the competencies, the **Course Catalog Search Form** opens.

Course Catalog Search Form

**Course Catalog Search Form**

Please Note: The Class Calendar lists only **Leadership** Live Classes.

**Courses by Keywords**  
Enter keywords separated by spaces, then search:  
Keywords:    
Any Word | All Words | Exact Phrase

**Learning Paths**  
Select a learning path, then view course:  
All My Current Learning Paths

**Entire Catalog**  
View all courses in catalog:  eLearning  Classroom  Off-line self study

**Catalog Headings**  
Select a catalog heading, then view course:  
ANNUAL REQUIREMENTS - COMPETENCIES

**1. Select ANNUAL REQUIREMENTS - COMPETENCIES from the dropdown list.**  
**2. Click VIEW COURSES.**

Windows taskbar: start, 2011, Inbox - Mic..., E-Learning ..., ePath Learn..., Course Cata..., 2 Microsoft..., 100%, 12:48 PM

8. Click on the course name to begin.

Course Catalog Search Results

Holy Cross Hospital | HOLY CROSS UNIVERSITY  
Committed to Lifelong Learning...

My Home  
My History  
Course Catalog  
Account Help  
My Profile  
Logout

SEARCH AGAIN

Legend eLearning Classroom eConference

**ANNUAL REQUIREMENTS - COMPETENCIES**

- 2009 Clinical Competencies
  - [NUR.09 Time Out \(Video\)](#)
- 2011 All Direct Healthcare Provider Competency
  - [2011 Annual Direct Healthcare Provider Competency](#)
- 2011 Clinical Competencies
  - [POSC.11 Applied Phlebotomy](#)
  - [ContactHr.11 Weight Bias and the Healthcare Provider ONLINE](#)
  - [NUR.11 Anticoagulant Therapy](#)
  - [NUR.11 Baker Act \(Case Mgmt\)](#)
  - [NUR.11 Baker Act \(Sitters\)](#)
  - [NUR.11 Blood Glucose Precision Xceed Pro \(PXP\) ONLINE](#)
  - [NUR.11 Blood Transfusion](#)
  - [NUR.11 Code Amber](#)
  - [NUR.11 Code Purple](#)
  - [NUR.11 EMTALA](#)
  - [NUR.11 Fall Prevention \(SWANK #14909 or #012\)](#)

Course Catalog Search Results - Microsoft

9.

Course Details

Holy Cross Hospital | HOLY CROSS UNIVERSITY  
Committed to Lifelong Learning...

My Home  
My History  
Course Catalog  
Account Help  
My Profile  
Logout

**NUR.11 Code Amber**

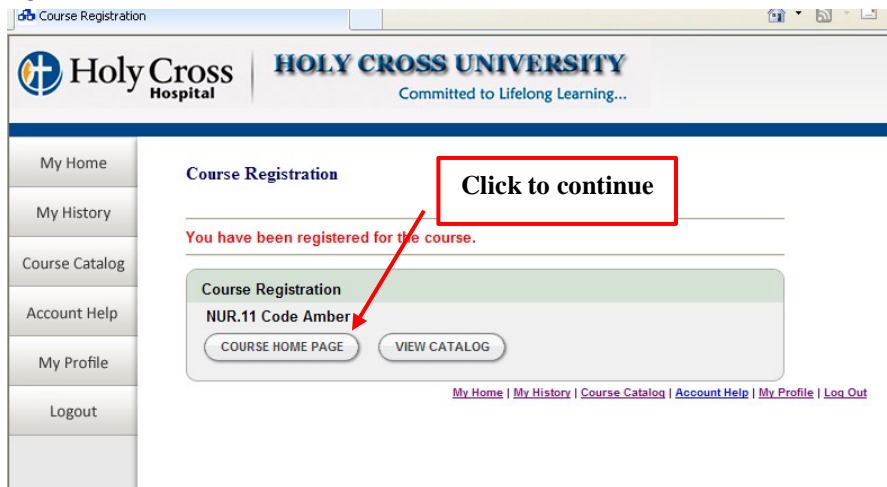
2011 Unit-specific Competency. Must be completed by December 31, 2011.

**Course Registration Information**  
You are not currently registered for this course.  
[Register for this course](#)

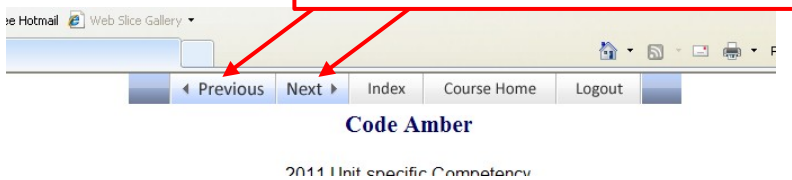
BACK TO COURSE CATALOG

[My Home](#) | [My History](#) | [Course Catalog](#) | [Account Help](#) | [My Profile](#) | [Log Out](#)

10.



11.



12. To view your history of courses taken and/or print certificates, click on **“My History.”**

- The **My History** tab can also be found by returning to the **Course Catalog**.
- To print your transcript from **“My History,”** click on **“Get Print Preview”** then **“File”** then **“Print”** then **“OK.”**

**For assistance:**

- a. Call the Learning Center at 954-776-3267.